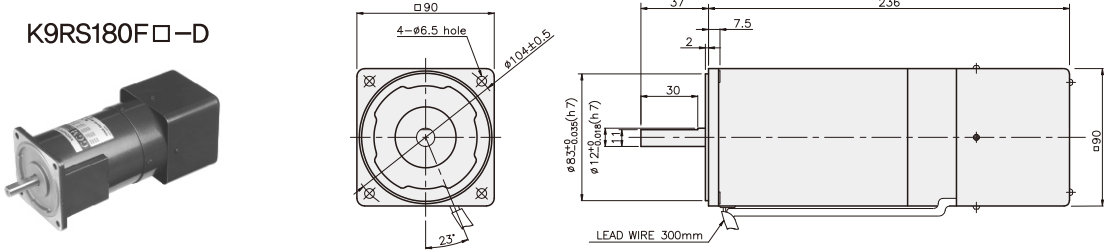


SPEED CONTROL & BRAKE MOTOR

180W

□90mm

SPEED CONTROL & BRAKE MOTOR



SPECIFICATIONS

180W 30분 정격, 4극

Model	Voltage (V)	Frequency (Hz)	Speed Range (rpm)	Permissible Torque		Start T. (N·m/kgf·cm)	Current (A)	Condenser (μF)	Friction T. (N·m/kgf·cm)
				1200 rpm	90 rpm				
				(N·m/kgf·cm)	(N·m/kgf·cm)				
K9R□180FJ-D	100	50	90~1400	0.88/8.8	0.33/3.3	0.5/5	5	40	1/10
		60	90~1700						
K9R□180FU-D	110	60	90~1700	1.1/11	0.38/3.8	0.58/5.8	5	30	1/10
	115						5.2		
K9R□180FL-D	200	50	90~1400	0.88/8.8	0.3/3	0.45/4.5	2.2	12	1/10
		60	90~1700			0.38/3.8			
K9R□180FC-D	220	50	90~1400	0.88/8.8	0.3/3	0.42/4.2	2.2	8	1/10
		60	90~1700			0.38/3.8			
		50	90~1400	0.95/9.5	0.32/3.2	0.48/4.8			
		60	90~1700			0.45/4.5			
K9R□180FD-D	240	50	90~1400	0.95/9.5	0.32/3.2	0.55/5.5	2	8	1/10

* □ : SHAFT 형상(S : STRAIGHT, P : PINION)

RATED TORQUE OF GEARHEAD

● 단상 100V/115V

단위 = 상단 : N·m / 하단 : kgf·cm

Model	Ratio	Speed(rpm)	Ratio																									
			3	3.6	5	6	7.5	9	10	12.5	15	18	20	25	30	36	40	50	60	75	90	100	120	150	180	200		
K9R□180F□-D K9P□BU, BUF	1200	100V 50/60Hz	2.14	2.57	3.56	4.28	5.35	6.42	7.13	8.02	9.62	11.55	12.83	14.43	17.32	20.79	23.09	28.87	30	30	30	30	30	30	30	30	30	30
		110V/115V 60Hz	2.67	3.21	4.46	5.35	6.68	8.02	8.91	10.02	12.03	14.43	16.04	18.04	21.65	25.98	28.87	30	30	30	30	30	30	30	30	30	30	30
	90	100V 50/60Hz	0.80	0.96	1.34	1.60	2.00	2.41	2.67	3.01	3.61	4.33	4.81	5.41	6.50	7.79	8.66	10.83	12.99	14.61	17.54	19.49	23.38	29.23	30	30	30	
		110V/115V 60Hz	0.92	1.11	1.54	1.85	2.31	2.77	3.08	3.46	4.16	4.99	5.54	6.23	7.48	8.98	9.97	12.47	14.96	16.83	20.19	22.44	26.93	30	30	30	30	

● 단상 200V/240V

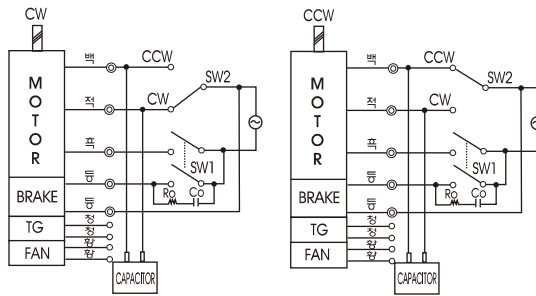
단위 = 상단 : N·m / 하단 : kgf·cm

Model	Ratio	Speed(rpm)	Ratio																									
			3	3.6	5	6	7.5	9	10	12.5	15	18	20	25	30	36	40	50	60	75	90	100	120	150	180	200		
K9R□180F□-D K9P□BU, BUF	1200	200V/220V 50Hz/60Hz	2.14	2.57	3.56	4.28	5.35	6.42	7.13	8.02	9.62	11.55	12.83	14.43	17.32	20.79	23.09	28.87	30	30	30	30	30	30	30	30	30	30
		230V/150Hz/160Hz 240V/150Hz	2.31	2.77	3.85	4.62	5.77	6.93	7.70	8.66	10.39	12.47	13.85	15.58	18.70	22.44	24.93	30	30	30	30	30	30	30	30	30	30	30
	90	200V/220V 50Hz/60Hz	0.73	0.87	1.22	1.46	1.82	2.19	2.43	2.73	3.28	3.94	4.37	4.92	5.90	7.09	7.87	9.84	11.81	13.29	15.94	17.71	21.26	26.57	30	30	30	
		230V/150Hz/160Hz 240V/150Hz	0.78	0.93	1.30	1.56	1.94	2.33	2.59	2.92	3.50	4.20	4.67	5.25	6.30	7.56	8.40	10.50	12.60	14.17	17.01	18.90	22.67	28.34	30	30	30	

- * GEARHEAD-DECIMAL GEARHEAD는 별매입니다.
- * GEARHEAD의 품명중 □에는 감속비가 들어갑니다.
- * ■ 색이 MOTOR와 같은 방향, 그 외에는 반대 방향입니다.
- * 표의 감속비보다 더 감속하고자 할 경우는 GEARHEAD와 MOTOR 사이에 감속비 10의 DECIMAL GEARHEAD를 설치할 수 있습니다. 이 경우의 허용 TORQUE는 30 N·m / 300 kgf·cm 입니다.
- * 회전수는 MOTOR의 동기 회전수 (50 Hz : 1500 rpm, 60 Hz : 1800 rpm)를 기준으로 하여 감속비로 나누어서 계산하였습니다. 실제의 회전수는 부하의 크기에 따라서 표시된 수치보다 2~20% 적습니다.

GEARHEAD

CONNECTION DIAGRAMS



※회전방향은 출력축에서 볼경우

DIMENSIONS

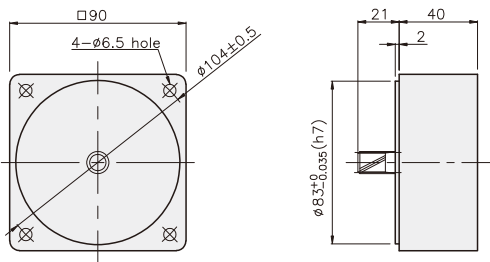
K9P□BU



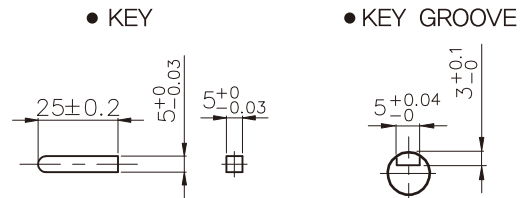
K9P□BUF



DECIMAL GEARHEAD
K9P10BX

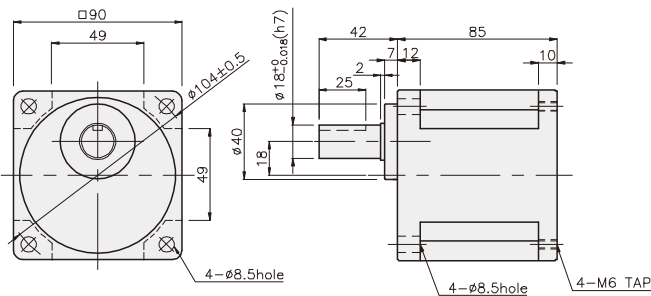


KEY SPEC

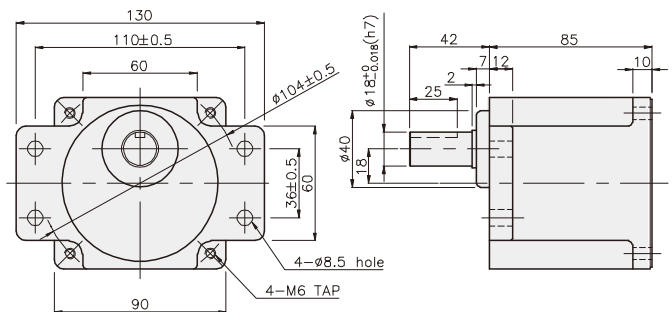


GEARHEAD

K9P□BU




K9P□BUF



GEARHEAD

DIMENSIONS

K9RP180F□-D + K9P□BU



K9RP180F□-D + K9P□BUF



무게

PART	WEIGHT(kg)
MOTOR	4.70
DECIMAL GEARHEAD	0.62

치수도표

품번	적용기종	취부 BOLT
01	K9P3~200BU	M6 P1,0 X 20
02	K9P10BX	M6 P1,0 X 65

무게

PART	WEIGHT(kg)
K9P3~10BU	1.44
K9P12.5~20BU	1.55
K9P25~60BU	1.69
K9P75~200BU	1.74

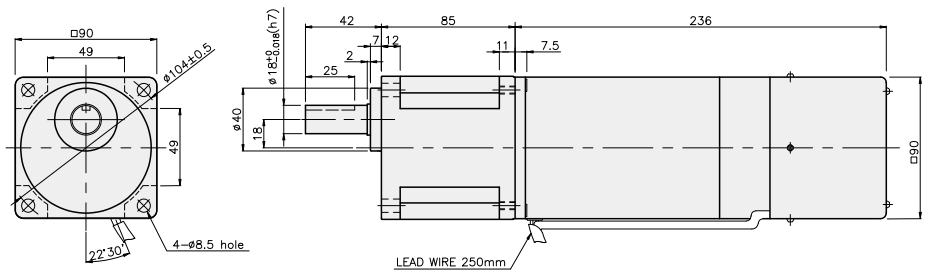
치수도표

품번	적용기종	취부 BOLT
01	K9P3~200BUF	M6 P1,0 X 20
02	K9P10BX	M6 P1,0 X 65

무게

PART	WEIGHT(kg)
K9P3~10BUF	1.50
K9P12.5~20BUF	1.62
K9P25~60BUF	1.76
K9P75~200BUF	1.82

K9RP180F□-D + K9P□BU



K9RP180F□-D + K9P□BUF

